

Serving the Heavy Highway
& Marine Construction Industry
Since 1995

BARGE ACCESSORIES & HYDRAULICS



725 East Parr Road, Berne, IN 46711
PH: 866-99-BARGE; FAX: 260-424-8635
WEBSITE: www.poseidonbarge.com

STOCK LOCATIONS: Berne, IN • Plain, WI • Houston, TX
Mt. Airy, NC • Cocoa, FL • Coeymans, NY • St. Louis, MO • Belle Chase, LA • Rio Vista, CA

24" x 74" BARGE LADDERS



- Light Weight Aluminum
- 24" Safety Treads
- Bolts & washers secure the ladder to the deck of the barge at the rope thimbles.
- Available for 5ft and 7ft barges.



18" DECK CLEATS



- Installs at any rope thimble on the sides or ends of the barge
- Cast Steel for strength
- Attach with a bolt & washer
- Strength Rating: 10,000lbs

42" DECK RAILING


- Heavy Duty Steel Tube
- Railing height: 42" height from the barge deck
- Available in 10' Sections
- Railing mounting brackets easily connect to free barge connectors.



T-Bolt 18" ROUND UNIVERSAL FLUSH HATCH


- Standard Equipment on all new barges
- Steel Cover & Deck Ring
- Stainless Steel T-Handle





POSEIDON® BARGE 12,000 LB HYDRAULIC DOUBLE DRUM WINCH

- Powered by CAT or Cummins Diesel Power, 74 HP Tier 4
- 70 gallon reservoir with sight gauge
- 12,000 lbs bare drum line pull @ 104 fpm
- 7,143 lbs full drum line pull @ 176 fpm
- Drum capacity 222' of 5/8" cable
- Cable to be supplied by the contractor
- All welded steel frame with lifting eyes
- SHIPPING DIMENSIONS: 6'0" W x 9'2" L x 6'3" H, 5750 lbs.



POSEIDON® BARGE 18,000 LB HYDRAULIC DOUBLE DRUM WINCH

- Powered by CAT or Cummins Diesel Power, 120-130 HP Tier 4
- Key Start with 2 section manual control valve
- 110 gallon reservoir with site gauge
- Uses Chevron Clarity Hydraulic Oil
- 18,000 lbs. bare drum line pull @ 122 fpm
- Drum Capacity: 170' of 3/4" cable
- Cable to be supplied by the contractor
- All welded steel frame with lifting eyes
- SHIPPING DIMENSIONS: 11'8" W x 6'-1/4" L x 11'7-3/4" H, 7700 lbs.



POSEIDON® BARGE REMOTE MOUNT WINCH SYSTEM

- Powered by CAT or Cummins Diesel Power, 120-130 HPTier 4
- 110 gallon reservoir with sight gauge
- 18,000 lbs bare drum line pull @ 122 fpm
- 11,288 lbs full drum line pull @ 195 fpm
- Drum capacity is 170' of 3/4" cable
- Cable to be supplied by the contractor
- SHIPPING DIMENSIONS: 5'2" W x 10'2" L x 6'5" H, 4700 lbs.



POSEIDON® BARGE DREDGE / ROCK BOX

- 4 rows of 1/2" x 2-1/2" steel ribs on the bottom & sloped end for added protection when digging out with an excavator bucket.
- Designed to stack for shipping.
- Physical Weight 8,000 lbs holding 12.5 Cubic Yards of material.
- 4 point lifting eyes on the top or 3" x 3" tubing on the bottom allow the boxes to be lifted by fork truck from the side.
- Stack 3 high for non-permitted shipments.
- Built for purchase only.
- SHIPPING DIMENSIONS: 16'-2" L x 8'-5" W x 4'-6" H, 8,000 lbs

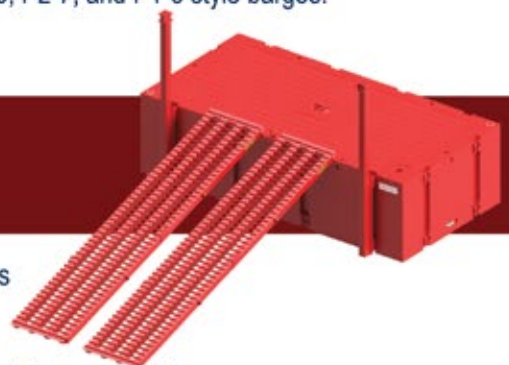



CATWALK

- Easily installed utilizing the barges interlocking connection system.
- 10 ft x 3 ft walking surface with bolt on galvanized bar grate for durability in marine environments.
- Constructed of A36 Steel, Channel, and 4x4 Square Tube.
- Removable 42 inch high handrail sections painted High Visibility Yellow.
- Catwalk sections provide walking surface flush with deck surface of barge platform.
- Designed to safely accommodate a distribution load of 500 lbs/ft. Not to exceed 5,000lbs per 10 ft section.
- P2-5ft design shown, similar versions available for P10, P2-7, and P1-5 style barges.
- Shipping weight of P2-5 10 ft section = 1,093 lbs.

POSEIDON® BARGE P1-5 HINGED RAMP

- Ramps are built for purchase. Rated to hold 70,000 lbs per pair of ramps
- Each ramp measures 4 ft x 20 ft and weighs 3000 lbs
- Ramps can be raised for transport and secured to stanchion assemblies
- Customer to supply rigging for ramps to stanchion assemblies





130HP SINGLE THRUSTER POWER PACK

- Power Pack includes a CAT or Cummins 120-130 HP Diesel engine, Tier 4
- Eaton Hydrostatic transmissions & steering pumps
- Eaton Series 26 Fixed Displacement Gear Pump powers the steering motor & lift cylinders
- Hydraulic Quick Disconnect couplings provide simple and efficient connections between power unit and thruster
- Raised operator platform for improved visibility
- Steering controls allow you to go in all directions
- Thermostatically controlled hydraulic oil cooler using Clarity Hydraulic Oil to minimize environmental impact in case of a spill
- SHIPPING DIMENSIONS: 12'6" W x 5'8" H x 8' L, 5,446 lbs



225HP DOUBLE THRUSTER POWER PACK

- Power Pack includes a Cummins 225 HP Tier 4 diesel engine
- Eaton Hydrostatic transmissions & steering pumps
- Eaton Series 26 Fixed Displacement Gear Pump powers the steering motor & lift cylinders
- Hydraulic Quick Disconnect couplings provide simple and efficient connections between power unit and thruster
- Twin sea bee thrusters are synchronized for steering and lift
- Steering controls allow you to go in all directions
- Thermostatically controlled hydraulic oil cooler using Clarity Hydraulic Oil to minimize environmental impact in case of a spill
- SHIPPING DIMENSIONS: 13'1" W x 5'4" H x 7'7" L, 8,088 lbs



SINGLE/DOUBLE FENDER

The Poseidon Fender System protects the sides of the barge from coming into direct contact with objects that could cause damage. Rubber fenders are built into the frame that attaches to unused connectors allowing them to be placed wherever needed.

- Easily installed utilizing the barges interlocking connection system
- Commercial marine rubber fenders for energy absorption Secured to the frame using 1" stainless steel fasteners
- Constructed of heavy steel plate ranging from ½" to 1" thickness for maximum strength and durability
- Dual lift rings for safe and easy handling during installation
- P2-7ft design shown; similar versions available for P10, P2-5, P1-5 style barges
- Mooring bitts available



SPUDS (P18 model shown)



- P18 – 18" dia Tube, ½" wall, varying lengths up to 80 ft
- P24 – 24" dia Tube, ½" wall, varying lengths up to 80 ft
- P20 – 20" dia Tube, ½" wall, varying lengths up to 80 ft
- P10 – 24" dia Tube, ¾" wall, varying lengths up to 80 ft
- Integrated dual sheave box near cone end
- Heavy duty lifting plate at top of spud
- Cast conical point



SPUD POCKETS (P3 model shown)

- Models for P1N, P1, P2 5ft and P3 accommodate 18" diameter spuds
- Models for P2 7ft and P10 accommodate 24" diameter spuds
- Model P2 5ft can be built for sale to accommodate a 20" diameter spud
- Spud Pockets are modular and can be located to any free connection points on barges.
- Equipped with sheave to guide cable through pocket and into spud.
- Equipped with spud pin


RAMPS

Available with P2-5 ft and 7 ft models

P2 5ft Ramp measures 20'x10'6"x5'

P2 7ft Ramp measures 20'x10'6"x7'

Hinge sections (optional)



RAKES (P2 7ft model shown)

Modular rake sections can be added to barge platform.

Available for several model barges:

P1-4N - 7'4"x8'3"x4', 4,366 lbs

P1-5 - 10'x10'x5', 6,422 lbs

P2-5 - 10'x10'x5', 6,310 lbs

P2-7 - 10'x10'x7', 7,741 lbs

P-10 - 15'x11'x10', 15,927 lbs




SOLAR-POWERED MARKER LIGHT

- Light base can mount to any barge rope thimble using same basic method as installation of deck cleat.
- Elevation of base of light is 28-1/2" above deck surface.
- LED lifespan of 100,000 hours
- 4V 160 mA solar panel recharges the light in 10-12 hours
- 120 hours Run Time on Full Charge
- Light Span of 2 nautical mile in all directions, 360 degrees visible
- IP67 waterproof rating
- Flashing Rate of 45/minute +/- 5
- Switch activated. Once switch is "ON", light automatically turns on at Dusk and turns off at Dawn.



DRILL SPACERS (P1 5ft model shown)

- Connects between barges to spread barge sections 10".
- 10" gap allows for smaller drill shafts to drill straight down from center of barge rather than off the edge of the platform
- Additional gap spacing sizes available
- Available for purchase for most barge models



24'-3" x 8'-6" ALUMINUM UTILITY BOAT WITH PUSH KNEES



- Features twin 150 HP, 4-stroke outboard motors
- Center Console Control
- Heavy Duty 3" D Shape Rubber Gunnel Cap
- Push Knees - 4" Solid Rubber Bumper
- 4 Standard Mooring Cleats
- 1 Ton Manual Winch for 1/4" wire rope mounted to forward deck
- Max person capacity is 6 passengers, 1 driver
- 50 gallon fuel tank
- Zinc Anodes to reduce corrosion
- Bottom Hull coated with anti-fouling paint
- 2 bench seats measuring 54" to accommodate additional passengers
- All Welded Aluminum Tandem Axle Trailer
- Magic Tilt Trailer
- Disc Brakes on all axles
- Navigation lights and Fire Extinguisher included
- Safety Equipment (PFD's) not included; check your local laws for safety equipment requirements



For Commercial Use Only

POSEIDON® SINGLE & TWIN BARGE PUSHER



- Totally Self Contained
- Steering controls are easily accessible
- Steel Frame for strength and easy installation on the barge
- Uses Chevron Clarity environmentally friendly hydraulic oil
- 24 x 16 Four Blade Magnesium Bronze Propeller Drive System with a Stainless Steel Propshaft
- Outboard is raised and lowered hydraulically allowing the Nozzle to clear the bottom surface of the barge
- 135° Steering for maximum maneuverability on the project
- Variable pump gives you forward & reverse
- Single Sea Bees produce 1,350 lbs of thrust
- Twin Units produce 2,500 lbs of thrust when operating together
- Attaches to the top of the barge by welding the yellow feet to the barge
- Four Corner pick points for quick unloading and loading from the truck
- 120 HP Single Sea Bee HPU with 43 gallon diesel fuel tank
- 225 HP Dual Sea Bee HPU with 70 gallon diesel fuel tank
- Service available nationwide
- These units are serviced and sold by Poseidon Barge Ltd.
- US Patented Design # 8,327,789